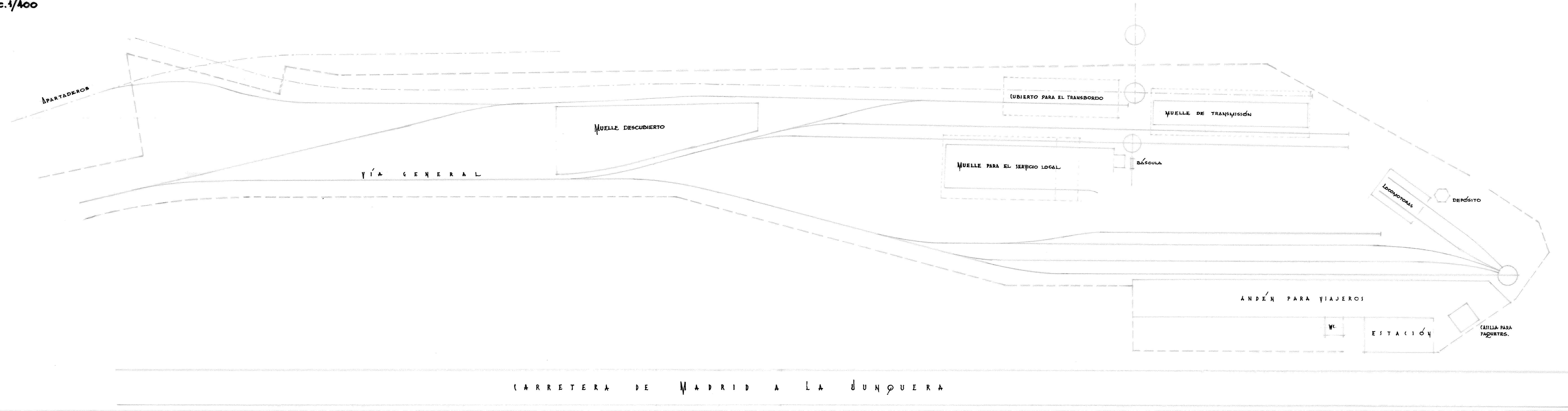
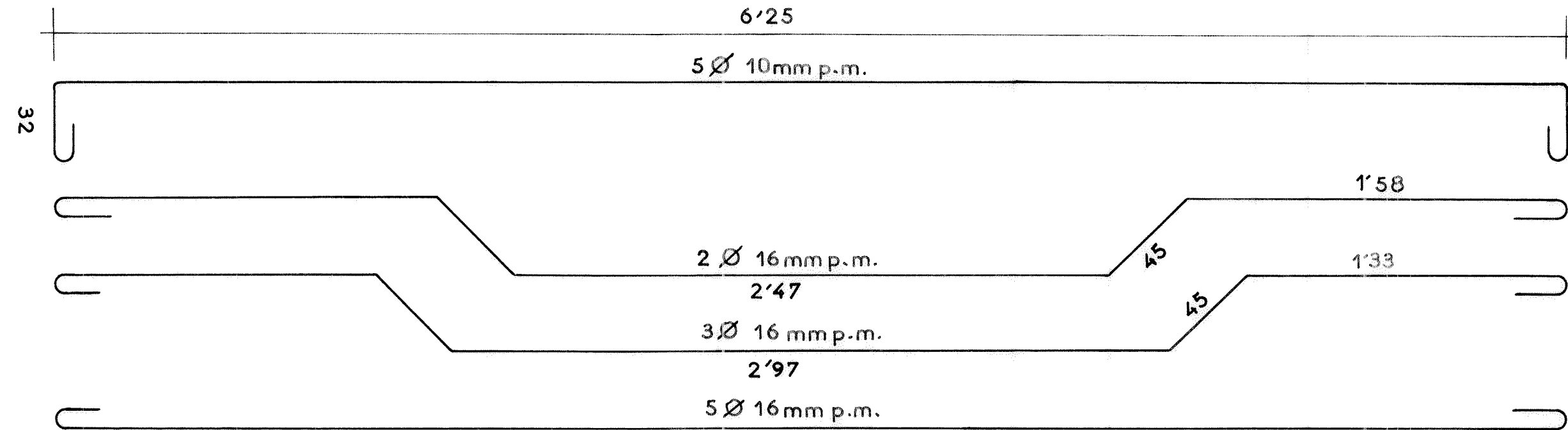


PLANO GENERAL DE LAS INSTALACIONES EN LA ESTACIÓN DE GERONA DEL F.C. DE SAN FELIU DE GUIXOLS A GERONA.
Esc. 1/400



F099.01

TRANSVERSALES



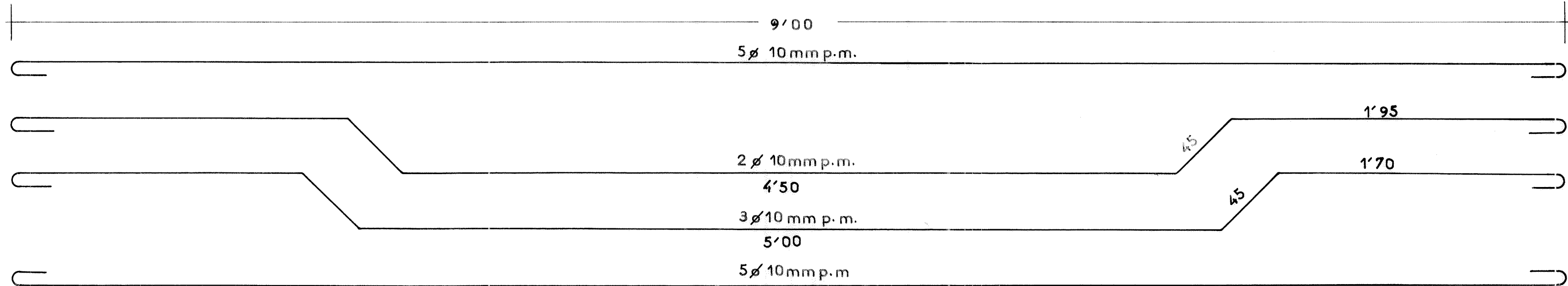
75 piezas \varnothing 10 mm L = 7'10 mts. total 532'50 mts.

30 id. \varnothing 16mm. L = 6'85 mts. tot 205'50 mts

45 id. \varnothing 16mm. L = 6'85 mts. total 308'25 mts

75 id \varnothing 16mm. L = 6'60 mts. total 495'00 mts.

LONGITUDINALES



36 piezas \varnothing 10mm L = 9'25 mts. total 333'40 mts.

13 piezas \varnothing 10mm L = 9'60 mts. total 124'80 mts.

19 piezas \varnothing 10mm L = 9'60 mts. total 182'40

F099.02